



A high performance solution.



Find out more!



Access the website



Comercial video



Sales brochure

Flight type dishwashers

Flight type dishwashers	401
Available belts	403
Accessories	405

Water connection:
It is advisable to introduce sanitary water in the dishwashers, with a temperature of 50 - 60 °C.

Water pressure:
Minimum: 2 bar = 2 kg/cm²
Maximum: 4 bar = 4 kg/cm²

Water softener:
All glass / dishwashers should be connected to a treated water supply when the local supply is over 10 HF / 6 HD.

Any issues derived from a bad installation that don't meet with the indicated conditions will not be considered as a warranty.

Electric flight dishwashers



BELTS AVAILABLE:

The machine must be ordered with one of these three types of belts:





- For plates and dish baskets
- For kitchenware (pots, containers and trays)
- For isothermal trays

The order must also include the dishwasher machine code and the belt code (on the following pages).

The machine price does not include the belt









General characteristics

- Manufactured in stainless steel. Double wall.
- Machines made of different modules according to models and needs.
- Entry tunnel 630 x 440 mm.
- Splash-guard modules at entry DE SERIES.
- Loading section (1.2 m) and unloading section (2.2 m), 900 mm high, with standard 600 mm-wide belt for dishes and trays.
- High-power, standard drier with possibility of adding up to 2 EXTRA standard driers.
- Adaptive final-rinse system with rinse pump with break tank that ensures low, consistent use, adapts to all speeds.
- Break tank for water inlet in the boiler at a constant pressure. Inlet solenoid valve with filter for break tank.
- Double-effect rinse module with pre-rinse tank and water boiler.
- Automatic detection of dishes using photocell sensor.
- Steam extraction system to prevent steam from leaving. Adjustable.
- Automatic water-renewal system for prewash. ONLY IN MODULES ABOVE FCO-W4.
- Double curtains at the entry and exit, and Foodservice | Dishwashing to divide the different inner areas.
- Stop/start switches at the entry and exit.
- Prewashing and washing arms made of stainless steel which can be detached for cleaning.
- Triple filtration in the washing modules.
- Embedded tank bottom to guarantee complete emptying and enable cleaning.
- Standard energy recovery system. Reduction of 9kWh.
- Double-effect rinse module with pre-rinse tank and boiler to heat water.
- Electronic temperature control of water for wash, prewash and rinse.
- Safety thermostat.
- 3 production programmes. It fulfils DIN 10534 standard (progr. 1)
- ANTI-BLOCK system with belt reversal.
- Detection of belt end with stop and auto-start.
- Doors with sensors to stop machine.
- Micro magnets for door opening and safety.
- 0.25 kW moto-reducer controlled by frequency converter.
- Stop/start switches at the entry and exit.
- Standard provision of baskets: 2 x CT-10, 2 x CV -16/105 and 1 basket for cutlery.

MODEL	HZ.	CODE	MAX. PRODUCTION (PLATOS/HORA)	ENTRY	MODULE COMPOSITION (°)	WATER (L/H)	ELECTRIC POWER (KW)	DIMMENSIONS (mm)	€
FCO-W4-RD R	50	19073687	3100	R	 W+4+RD	190-230	53,8	4988x900x2070	-
FCO-W4-RD L	50	19075203	3100	L	 W+4+RD	190-230	53,8	4988x900x2070	-
FCO-PW4-RD R	50	19068360	4600	R	 P+W+4+RD	190-230	53,4	5890x900x2070	-
FCO-PW4-RD L	50	19068366	4600	L	 P+W+4+RD	190-230	53,4	5890x900x2070	-

Circulation of baskets:
L: Entry through the left part of the machine.
R: Entry through the right part of the machine.

Standard voltage: 400V 3N~

- | | | | |
|---|------------------------------------|--|--|
|  E | Loading area |  4 | Rinse: gradual rinse module with rinse pump |
|  A | Splash guard |  4G | Rinse: gradual rinse module with rinse pump and incorporated gas generator |
|  P | Prewash: cold-water prewash module |  D | Drying: high-power drier module |
|  W | Wash: main wash module at 65°C |  R | Energy recovery system |

Electric flight dishwashers



BELTS AVAILABLE:

The machine must be ordered with one of these three types of belts:

- For plates and dish baskets
- For kitchenware (pots, containers and trays)
- For isothermal trays

The order must also include the dishwasher machine code and the belt code (on the following pages).

The machine price does not include the belt

General characteristics

- Manufactured in stainless steel. Double wall.
- Machines made of different modules according to models and needs.
- Entry tunnel 630 x 440 mm.
- Splash-guard modules at entry DE SERIES.
- Loading section (1.2 m) and unloading section (2.2 m), 900 mm high, with standard 600 mm-wide belt for dishes and trays.
- High-power, standard drier with possibility of adding up to 2 EXTRA standard driers.
- Adaptive final-rinse system with rinse pump with break tank that ensures low, consistent use, adapts to all speeds.
- Break tank for water inlet in the boiler at a constant pressure. Inlet solenoid valve with filter for break tank.
- Double-effect rinse module with pre-rinse tank and water boiler.
- Automatic detection of dishes using photocell sensor.
- Steam extraction system to prevent steam from leaving. Adjustable.
- Automatic water-renewal system for prewash.
- Double curtains at the entry and exit, and Foodservice | Dishwashing to divide the different inner areas.
- Stop/start switches at the entry and exit.
- Prewashing and washing arms made of stainless steel which can be detached for cleaning.
- Triple filtration in the washing modules.
- Embedded tank bottom to guarantee complete emptying and enable cleaning.
- Standard energy recovery system. Reduction of 9kWh.
- Automatic pre-heating system.
- Triple-effect prewash system. Quadruple-effect prewash in FCO-P2W4 and FCO-P3W4 models.
- Double-effect rinse module with pre-rinse tank and boiler to heat water.
- Electronic temperature control of water for wash, prewash and rinse.
- Safety thermostat.
- 3 production programmes. It fulfils DIN 10534 standard (progr. 1)
- ANTI-BLOCK system with belt reversal.
- Detection of belt end with stop and auto-start.
- Doors with sensors to stop machine.
- Micro magnets for door opening and safety.
- 0.25 kW moto-reducer controlled by frequency converter.
- Stop/start switches at the entry and exit.
- Standard provision of baskets: 2 x CT-10, 2 x CV -16/105 and 1 basket for cutlery.

MODEL	HZ.	CODE	MAX. PRODUCTION (PLATOS/HORA)	ENTRY	MODULE COMPOSITION (*)	WATER (L/H)	ELECTRIC POWER (KW)	DIMMENSIONS (mm)	€
FCO-P2W4-RDR	50	19074752	6600	R	P+2W+4+RD	220-270	68	6792x900x2070	-
FCO-P2W4-RDL	50	19073649	6600	L	P+2W+4+RD	220-270	68	6792x900x2070	-
FCO-P3W4-RDR	50	19075204	8600	R	P+3W+4+RD	220-270	82,6	7692x900x2070	-
FCO-P3W4-RDL	50	19075119	8600	L	P+3W+4+RD	220-270	82,6	7692x900x2070	-

Circulation of baskets:
L: Entry through the left part of the machine.
R: Entry through the right part of the machine.

Standard voltage: 400V 3N~

- E Loading area
- A Splash guard
- P Prewash: cold-water prewash module
- W Wash: main wash module at 65°C
- 4 Rinse: gradual rinse module with rinse pump
- 4G Rinse: gradual rinse module with rinse pump and incorporated gas generator
- D Drying: high-power drier module
- R Energy recovery system

Available belts

Standard belt for dishes and baskets



CODE	DESCRIPTION	FOR MODELS		€
19072468	PLATE BELT FCO-W4-RD	FCO-W4-RD	FCO-W4G-RD	-
19074856	PLATE BELT FCO-PW4	FCO-PW4-RD	FCO-PW4G-RD	-
19073644	PLATE BELT FCO-P2W4	FCO-P2W4-RD	FCO-P2W4G-RD	-
19075208	PLATE BELT FCO-P3W4	FCO-P3W4-RD	FCO-P3W4G-RD	-

Specific belt for pots and containers




CODE	DESCRIPTION	FOR MODELS		€
19072498	KITCHENWARE BELT FCO-W4-RD	FCO-W4-RD	FCO-W4G-RD	-
19072700	KITCHENWARE BELT FCO-PW4-RD	FCO-PW4-RD	FCO-PW4G-RD	-
19072701	KITCHENWARE BELT FCO-P2W4-RD	FCO-P2W4-RD	FCO-P2W4G-RD	-
19072707	KITCHENWARE BELT FCO-P3W4-RD	FCO-P3W4-RD	FCO-P3W4G-RD	-

Specific belt for isothermal trays



CODE	DESCRIPTION	FOR MODELS		€
19072497	BELT FOR ISOTHERMAL TRAYS FCO-W4-RD	FCO-W4-RD	FCO-W4G-RD	-
19075209	BELT FOR ISOTHERMAL TRAYS FCO-PW4	FCO-PW4-RD	FCO-PW4G-RD	-
19075210	BELT FOR ISOTHERMAL TRAYS FCO-P2W4	FCO-P2W4-RD	FCO-P2W4G-RD	-
19075211	BELT FOR ISOTHERMAL TRAYS FCO-P3W4	FCO-P3W4-RD	FCO-P3W4G-RD	-

Modular elements and accessories for flight dishwashers



Modules for flight-type dishwashers (*)

MODELO	CÓDIGO	DESCRIPCIÓN	POWER (KW)	DIMMENSIONS (mm)	€
FDM-700	19075207	EXTRA DRIER	9.5 kw	700x900x2070	-
PRESSURE PUMP KIT	19004543	50 Hz - 230V 1N~	1 kw	-	-
PRESSURE PUMP KIT	19005676	60 Hz - 230V 1N~	1kw	-	-

Delivery of the machine in multiple packages

MODELO	CÓDIGO	DESCRIPCIÓN	€
BELT MODULES DISASSEMBLY KIT	19075212	Extra for the disassembly and delivery of the machine in several parts.	-

Modular sections for flight dishwashers (*)



MODULE	NAME	PUMPS (KW)	TANKS		BOILER (KW)	LARGE (mm)	POWER (KW)
			(L)	(KW)			
E	Loading area	-	-	-	-	1180	-
A	Splash guard	-	-	-	-	0	-
P	Prewash	1x2,6	100	-	-	900	2.6
W	Main wash	1x2,6	100	15 / 18 en el FCO-W4	-	900	14.6
2W	2 main washes	2x2,6	200	27	-	1800	32.2
3W	3 main washes	3x2,6	300	39	-	2700	46.8
4	Double rinse	0.26 + .15	30	5	18	700	18.41
4G	Double	0.26 + .15	30	5	-	700	0.41
S	Tunnel	-	-	-	-	0	9.5
R	Recovery system	-	-	-	-	0	0.90
S	Unloading area	-	-	-	-	2200	-

Table of modules that may form part of the flight-type dishwasher. The composition of the different modules is indicated on the previous pages.

(*) Notes on the additional modular elements:

All flight-type dishwashers are equipped, as standard, with a neutral, 150 mm anti-splash module at the entrance. This module is mounted on top of the loading table.

The drier tunnel is positioned at the exit of the machine. Its length is not increased since the tunnel is placed on top of the unloading table.

The energy recovery system is positioned on top of the dishwasher, and therefore the total length is not increased. This accessory collects steam from within the dishwasher and, after condensation, sends it to the entry of the boiler where, as an exchanger, it increases the temperature of the mains water, requiring less electricity and giving rise to notable energy and cost savings.

