




PROFESSIONAL
LAUNDRY

COMPACT
SERIES



A NEW CONCEPT OF LAUNDRY



COMPACT
series

INDEX

MUCH MORE THAN
PROFESSIONAL LAUNDRY
04

THE BEST ANSWER TO
EVERY ONE OF YOUR NEEDS
06

WASHING MACHINES
08

TUMBLE DRYERS
18

COMPACT series

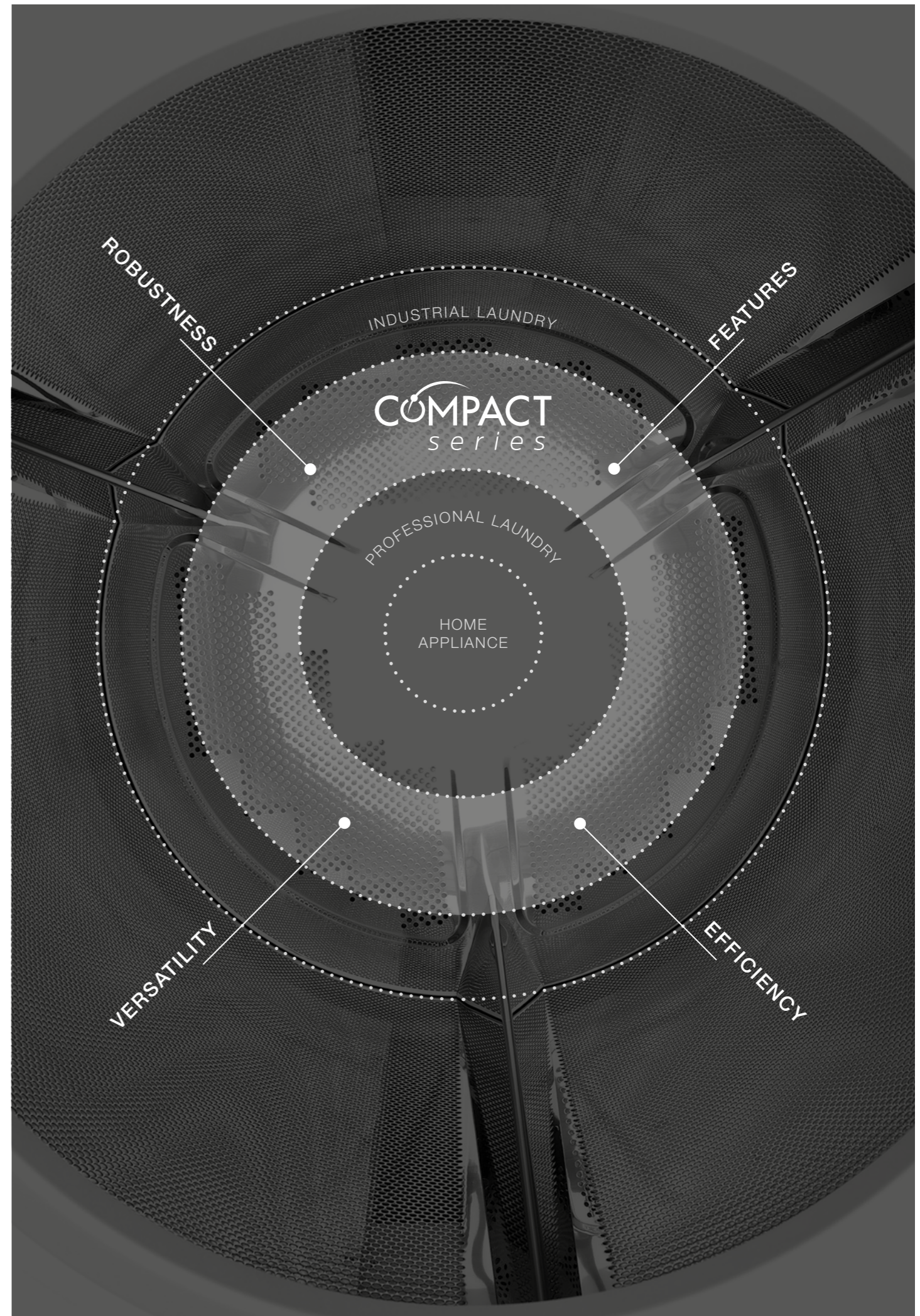
MUCH MORE THAN PROFESSIONAL LAUNDRY.

A NEW CONCEPT OF LAUNDRY.

At Fagor Industrial we offer the best answer to your every need. And we know how to adapt to the new demands that arise in the market.

This is how Compact was born, a new range of professional laundry products specifically designed for small installations (hairdressers, gyms, campsites, etc.) that require the same features and robustness as industrial laundry machines, but with greater versatility and a more compact size.

It is the concentrated washing power of Fagor Industrial.



THE BEST ANSWER TO EACH OF YOUR NEEDS

OPL

- BED & BREAKFAST
- RURAL HOUSES AND LODGES
- BEAUTY SALONS
- CLINICS
- CLEANING COMPANIES (MOPS)
- NURSING HOME
- GYMNASIUMS
- NURSERIES
- HOSTELS
- LABORATORIES
- HAIRDRESSERS
- SMALL INDUSTRIES
- SPAS



SELF-SERVICE

- LODGES
- APARTMENTS
- CAMPSITES
- COLLEGES, RESIDENCES AND
UNIVERSITIES
- NEIGHBORHOOD ASSOCIATIONS
- TRANSPORTABLE CONTAINERS
- SELF-SERVICE LAUNDRIES



COMPACT
series

WHASER EXTRACTORS

The new range of Compact whaser extractors offers performance equivalent to that of Industrial Laundry machines and superior to that offered by the rest of Professional Laundry solutions.



MORE FEATURES

01.

TOUCH PLUS CONTROL

New programmer with display (Touch Screen 4.3") TP2 touchscreen, fully programmable and very intuitive. Allows you to create an indefinite number of programs (26 presets).

02.

PROGRAMS

System with 8 automatic detergent dosing signals that is integrated as standard in all washing machines. In option 6 extra signals.

03.

WASH-CONTROL

Wash-Control, PC software for program management, traceability and other data.

04.

STANDARD TRACEABILITY

The entire washing process (temperatures, water levels) is stored in the washing machine and can be extracted to a PC via USB memory.

06.

MULTIPAYMENT SYSTEM

Designed for multipayment system.

08.

CYCLES

Reduced washing cycles (heating power 6 kW).

05.

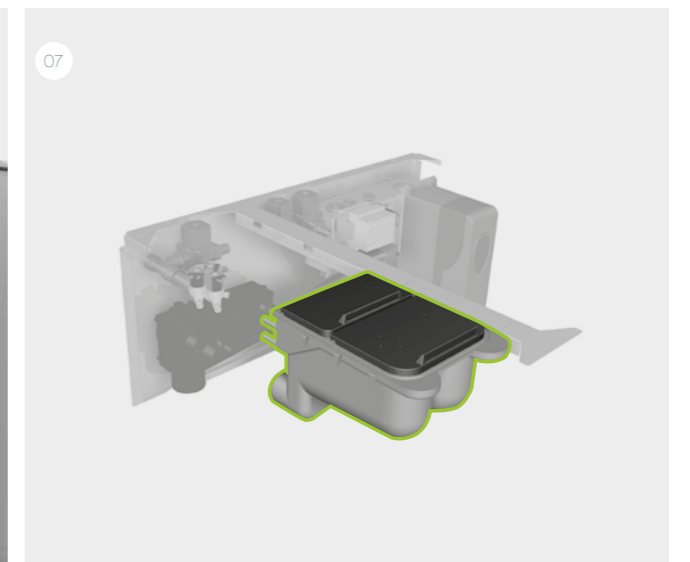
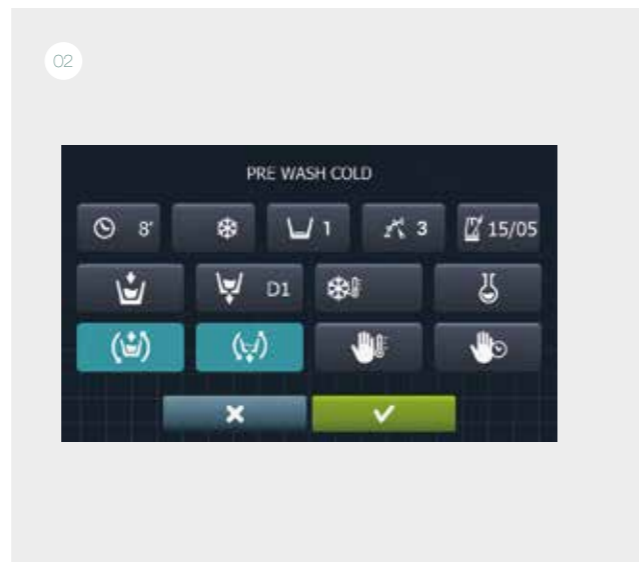
REMOTE CONNECTIONS

Designed for remote connections.

07.

DETERGENT DOSAGE SYSTEM

8 programmable automatic liquid dosing signals with timedelay element. With a choice of 6 extra signals.



MORE ROBUSTNESS

01.

SKINPLATE FURNITURE

Grey skinplate panels, stainless aesthetics, embedded front and side panels, elegant aesthetics, easy to clean and anti-footprints.

02.

STEEL AISI 304 IN ALL IMPORTANT PARTS

The tank, drum and shovels are made of AISI 304 stainless steel as in industrial washing machines. Higher quality and resistance to external agents, prevents premature oxidation, extension of the useful life and better quality.

03.

INDUSTRIAL COMPONENTS

Bearings, bearing housings, motor and frequency converter are equivalent to industrial machines.

04.

LARGE AND ROBUST DOOR

It has a robust aluminium door with the same lock as the industrial range. Easy loading and unloading of clothes, largest door diameter in the market in its segment (516 mm / 20.3 in).

05.

NO MUFFLE

The washing machines have the same door seal used in the industrial range, instead of the muffle usually used in the sector.



MORE VERSATILITY

01.

CUSTOMISATION

Possibility of customizing the machines to the specific needs of each customer, starting from the available options and delivering them with these options already installed and verified from the factory.

02.

OPL ↔ SELF-SERVICE

The machines can be transformed from OPL to Self Service and vice versa from the TP2 control itself.

03.

STAND ALONE MACHINE ↔ COLUMN MACHINE

The standard model is easily installed in column.

A washing machine can be column mounted with a tumble dryer, even if ordered separately as stand-alone machines.

04.

ELECTRIC ↔ HOT WATER

An electric heating model can be easily transformed into a hot water model.

05.

DRAIN VALVE ↔ DRAIN PUMP

The machine with drain valve can be converted into a pump machine.

06.

MULTIPLE SECTORS

The Compact range is suitable for many and various sectors, such as restaurants, gyms, campsites, apartments, dry cleaners...

07.

SPACE SAVING

The range of compact washers and dryers have as a great virtue their reduced dimensions, taking into account their load capacity, and the possibility of being stackable, therefore they are a good solution for small spaces.

08.

WET CLEANING

Fagor offers the most flexible solution in the market to implement a Wet-Cleaning solution.

Machines are flexible because both washers and dryers offer the possibility to create different phases per program with all customized parameters required by the specific detergent suppliers of the wet-cleaning industry.

The business proposal is flexible as well as Fagor has cooperated in advance with the most reputed chemical companies in the world and programs for specific detergents have been pre-tested. Therefore you can continue cooperating with your preferred detergent supplier: integrating with Fagor Laundry equipment will be immediate.



MORE EFFICIENCY

01.

OPTIMAL COMSUPTION

It allows two weighing systems; one manual, reporting the load inserted directly to the machine and the other intelligent, where the machine makes an estimate of the load at the beginning of each program.

On the other hand, the degree of savings can be set in three levels depending on the washing requirements.

02.

FACTOR G-450

The high Factor G-450 reduces residual moisture and therefore drying time.

03.

WATER RECOVERY TANK

Possibility of integrating a water recovery tank into a specially designed base. This option is managed from the TP2 control itself, where the user can recover the water from the required phase.

04.

IMBALANCE DETECTION SYSTEM

Through advanced technological development, and through the frequency converter, the washing machines detect the unbalance in their load prematurely, to carry out the best centrifugation. Greater softness of work (less noise) that allows the life of all its components to be extended. Reduction of washing times and energy savings.



PROFESSIONAL HIGH SPEED WASHING MACHINES



CHARACTERISTICS

- Floating washing machines with high centrifugation, without the need for anchoring to the floor.
- Detergent tray with 4 compartments.
- 2 standard water inlets.
- Equipped with frequency converter (standard) 50-60 Hz). Balancing system controlled by the same drive.
- Model with drain valve (V) and model with drain pump (P).
- Model with valve specially designed for washing mops.
- Includes levelling feet.
- CE and WRAS product certifications.

OPTIONS

- Double drain (valve model only).
- Drainage pump kit.
- Normally closed drain'NC'. In the event of a power failure, the water is kept in the tank.
- 6 extra signals for dosing: total of up to 14 available.
- Silicone gasket-door.
- Door with opposite opening.
- Delayed opening of the door due to power failure.
- Stainless steel cabinet AISI 304.
- Prepared for remote connections.
- (Wifi, Ethernet...)
- Base for easy access to the machine.
- Special base for mops (with filter) - Valve models only.
- Base and water recovery tank.
- Kits for self-service: Payment centre, file, purse.
- Voltage 110 1N 50/60 Hz.
- Voltage 440 3~ (No N) 50/60 Hz.

COMPACT
series

TUMBLE DRYERS

The new range of Compact tumble dryers are the perfect match for Fagor's professional washing machines, offering a series of equally versatile and robust industrial features that guarantee a very competitive tumble dryer with truly efficient drying cycles.



PROFESSIONAL TUMBLE DRYERS



CHARACTERISTICS

- Professional tumble dryers of 20 and 25 lbs of capacity.
- Robust construction, grey skinplate panels.
- Aluminium industrial door with large diameter.
- Models with digital programmer M also convertible for self-service.
- Versatile and easy to set up for self-service.
- Stackable on top of the washing machine or tumble dryer with the programmer on the underside, (between the two drums).

- Large drawer filter, not on the door.
- Electric heating with two possible configurations: 4.5 or 6.75 kW.
- Easy access to components for easy maintenance.
- Voltage 230V I.

OPTIONS

- Versatile model convertible to self-service.
- Stackable option on top of the washing machine or other tumble dryer by changing the control to the bottom of the drum.
- AISI 304 stainless steel panels.
- Base for more ergonomics.
- Other voltages and frequencies: 110V, 60 Hz.

FAGOR COMMERCIAL, Inc.

13105 NW 47th Avenue, Opa Locka, FL, 33054

T. (+1) 305 779 0170 | 866 GO FAGOR

info@fagorcommercial.com

www.fagorcommercial.com



ISO 9001

