



Drying



The care you're looking for

Protecting you is protecting
the environment

kare
GENERATION



Introducing Kare, the new generation of Fagor Professional laundry equipment. A complete and advanced series of machines designed to offer you the best solution, one that takes care of what matters most: you and the world around you. Because Kare is conceived and designed to protect both your clothing and the environment.

Touch Plus Control

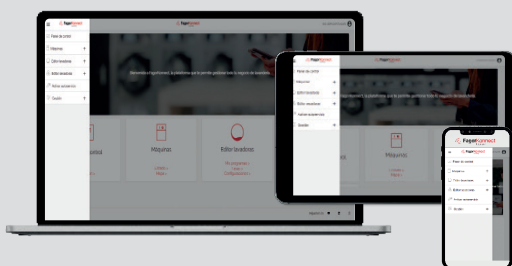
- Intuitive and **fully programmable** 7" touch screen microprocessor.
- **USB connection.** Online platform available for programming, telemetry, data analysis.
- **FagorKonnnect** standard. Easy and free connection to the IoT.
- **On-screen videos:** announcements, instructions (very useful for self-service).
- **37 languages.**

 **FagorKonnnect**
Laundry

Connectivity

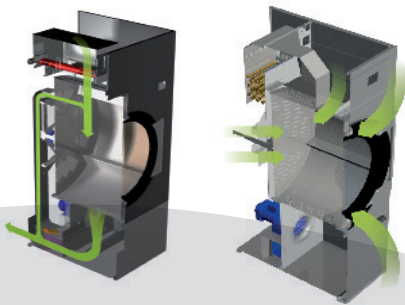
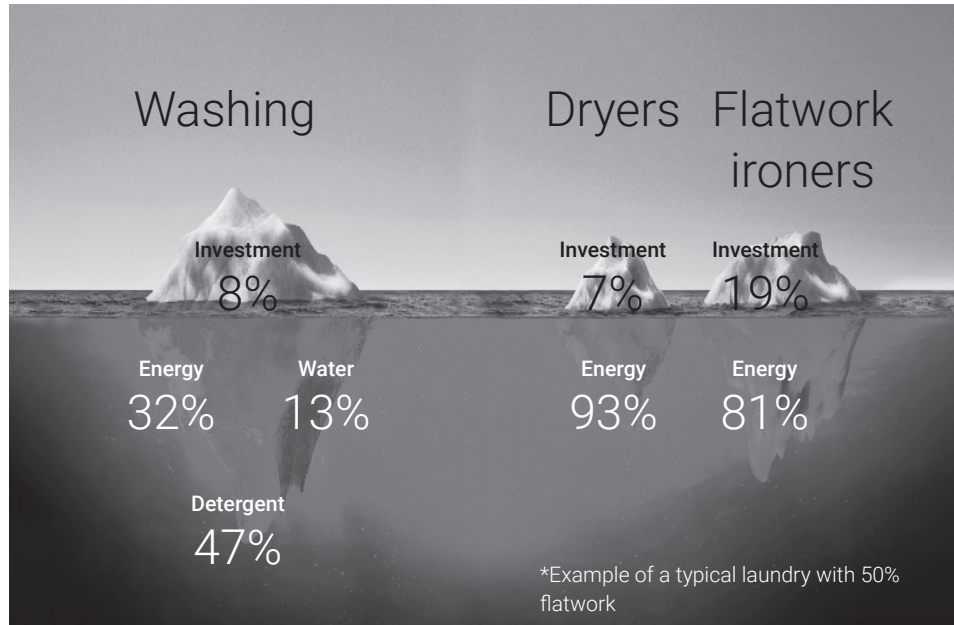
Free standard remote communication

- **Remote technical support**
Machine monitoring, error reporting, management, telemetry and statistics. Remote desktop and data retrieval for after-sales service, software updates, etc.
- **Management of laundries**
OPL and self-service: The IoT solution allows you to manage your laundry (create customer discount programmes, view statistics, telemetry and monitor the business).



€ Efficiency

- **iDRY:** Intelligent humidity control system, with new temperature control at the drum inlet.
- **Green Flow System:** Intelligent air recirculation system. Shorter drying times, lower energy consumption.
- **Total Flow:** Optimised mixed airflow system.
- **Axial-radial airflow.**
- **Large lint filter.**
- **Thermal insulation.**



Electric dryer

18 kW

HPI Dryer

3.95 kW



Direct savings

🧑 Ergonomics

We take care of you, your clothes and your business

- **Easy-access** stainless steel filter drawer.
- **Large door diameters.** Very useful for loading and unloading.
- **Ideal door height** for ergonomic opening.
- **Adjustable door opening direction** (25 to 80 lbs models). The opening direction can be adjusted by rotating the front panel and adding a part (longer cable on request).
- **Reversible door, can be ordered with machine order.**

OPTIONAL

- **Guillotine door** in 100 to 180 lbs models. Automatic or manual.



Versatility

- **MADE TO MEASURE**
Possibility to customise the machines from the factory order with the available options.
- **WET CLEANING**
Possibility to create different phases per programme with customised parameters.
- **OPL < > SELF-SERVICE**
Easy conversion from OPL to self-service.
Various payment systems available.

OPTIONAL

- **FreshKare**, New dosing / misting system
New dosing / misting system (fragrances, perfumes, ...).
- **iDRY**
Intelligent moisture control

Maintenance



One of FAGOR's main objectives is to make life easier for our customers. This includes offering quality machinery and brand-name parts that require little maintenance.

- **Hinged panel**
Easy, ergonomic access to the panel.
- **Equivalent parts**
Many key parts are the same for all models (contactors, electronic parts, motor...).
- **Easy access to components for serviceability.**
- **Technical menu:** Telemetry, error diagnosis, machine monitoring, software updates...

High performance


- **Reverse rotation** standard.
- **Stainless steel drum** standard.
- **Frequency inverter** standard.
- **Soft touch** standard.

Drum rotation reversal

standard

Stainless steel drum

except for Economic Line



Frequency inverter

standard

Soft Touch

recessed drum holes, for better handling of the laundry

Fagor Product Range

 **ADVANCE+**

Greater control, greater efficiency



- ✓ **GREEN FLOW SYSTEM:** air recovery system for great energy efficiency.
- ✓ **IDRY:** the intelligent humidity sensor.
- ✓ **THERMAL INSULATION:** the complete circuit of the air-flow.
- ✓ **TOTAL FLOW:** optimized axial-radial air flow.
- ✓ **FIRE KARE SYSTEM:** Integrated Fire Extinguishing System.
- ✓ Microprocessor Touch Control TP2: 7" full color touch screen.
- ✓ Grey skinplate body, stainless steel look.
- ✓ Big loading door (opening of 180°).
- ✓ REVERSE ROTATION: standard in all models.
- ✓ STAINLESS STEEL DRUM standard.
- ✓ SOFT TOUCH: extra smooth drum perforations.
- ✓ FULL SCREEN FILTER: new filter drawer with wide surface and improved airflow.
- ✓ COOL DOWN: anti-wrinkle at the end of cycle.
- ✓ Models available in electric, gas or steam heating.

 **ADVANCE**

Efficient technology, advanced drying



- ✓ Microprocessor Touch Control TP2: 7" touchscreen for all models.
- ✓ Grey skinplate body, stainless steel look.
- ✓ Big loading door (opening of 180°).
- ✓ REVERSE ROTATION: standard in all models.
- ✓ STAINLESS STEEL DRUM standard.
- ✓ MIXED FLOW: mixed axial-radial airflow.
- ✓ SOFT TOUCH: extra smooth drum perforations.
- ✓ FULL SCREEN FILTER: new filter drawer with wide surface and improved airflow.
- ✓ COOL DOWN: anti-wrinkle at the end of cycle.
- ✓ Models available in electric, gas or steam heating.
- OPTIONS**
- ✓ EFFICIENT DRY: the intelligent humidity sensor.
- ✓ SFEX: Integrated Fire Extinguishing System.
- ✓ Double door glass.

Economic Line

Simple and economical, with the same design and robustness



- ✓ M programmer: push buttons to control temperature and time.
- ✓ White painted panels. Galvanized drum.
- ✓ Big loading door (opening of 180°).
- ✓ REVERSE ACTION: standard in all models.
- ✓ FULL SCREEN FILTER: new filter drawer with wide surface and improved airflow.
- ✓ COOL DOWN: anti-wrinkle at the end of cycle.
- ✓ Models available in electric or gas heating.
- OPTION**
- ✓ Display for M programmer.

One-drum dryers

ADVANCE+

Control type	Heating	Capacity								
		25 lb.	30 lb.	35 lb.	50 lb.	65 lb.	80 lb.	100lb.	135lb	180 lb.
Touch Plus Control (TP2)	Electric - Gas - Steam	FD-25 TP2 PLUS	FD-30 TP2 PLUS	FD-35 TP2 PLUS	FD-50 TP2 PLUS	FD-65 TP2 PLUS	FD-80 TP2 PLUS	FD-100 TP2 PLUS	FD-135TP2 PLUS	FD-180 TP2 PLUS

ADVANCE

Control type	Heating	Capacity								
		25 lb.	30 lb.	35 lb.	50 lb.	65 lb.	80 lb.	100 lb.	135 lb.	180 lb.
Touch Plus Control (TP2)	Electric - Gas - Steam	FD-25 TP2	FD-30 TP2	FD-35 TP2	FD-50 TP2	FD-65 TP2	FD-80 TP2	FD-100 TP2	FD-135 TP2	FD-180 TP2

Economic Line

Control type	Heating	Capacity					
		25 lb.	30 lb.	35 lb.	50 lb.	65 lb.	80 lb.
Easy Control (M)	Electric - Gas	FED-25 M	FED-30 M	FED-35 M	FED-50 M	FED-65 M	FED-80 M

NOTE: All models up to 80 lb. are convertible to self-service mode, with coin or token mode, or for central payment, etc

Stacked dryers

ADVANCE

Control type	Heating	Capacity		
		2 X 25 lb.	2 X 35 lb.	2 X 50 lb.
Touch Plus Control (TP2) Easy Control (M)	Electric - Gas	FD 2-25 TP2	FD 2-35 TP2	FD 2-50 TP2

Economic Line

Control type	Heating	Capacity		
		2 X 25 LB.	2 X 35LB.	2 X 50 LB.
Touch Plus Control (TP2) Easy Control (M)	Electric - Gas	FED 2-25 M	FED 2-35 M	FED 2-50 M

NOTES: All models are convertible to self-service mode, with coin or token mode, or for central payment, etc.
The 50 lb. dryer models are only available with gas heating